




















## INSIZE CONVERSION CHART

INSIZE	MITUTOYO	FOWLER	STARRETT	Description	PG	PICTURE
<b>Electronic Caliper</b>						
1108-150	500-171-20	54-100-330	798B-6	6" Length	1	
1108-200	500-172-20	54-100-340	798B-8	8" Length		
1108-300	500-173	54-100-400	798B-12	12" Length		
<b>Dial Caliper</b>						
1311-6	505-675	52-008-706	1202-6	6" Length	3	
1311-8	505-676	52-008-708	1202-8	8" Length		
1311-12	505-677	52-008-712	1202-12	12" Length		
<b>Electronic Coolant Proof Caliper</b>						
1118-150B	500-752-10	54-100-444	798A-6/150	6" Length	1	
1118-200B	500-753-10	54-100-448	798A-8/200	8" Length		
1118-300B	500-754-10	54-100-412	798A-12/300	12" Length		
<b>Vernier Caliper</b>						
1205-1502E	530-312	52-058-016	125MEA-6/150	6" Length	3	
1205-2002E	530-118	52-058-008	125MEA-8/200	8" Length		
1205-3002E	530-119	52-058-012	125MEA-12/300	12" Length		
<b>Electronic Outside Micrometer</b>						
3109-25B	293-330	54-860-001	733XFL-1	0-1" Range	12	
3109-50BE	293-331	54-860-002	733XFLZ-2	1-2" Range		
3109-75BE	293-332	54-860-003	733XFLZ-3	2-3" Range		
3109-100BE	293-333	54-860-004	733XFLZ-4	3-4" Range		
<b>Electronic Outside Micrometer with Graduated Thimble IP54</b>						
3108-1	293-340	54-815-002	796XRL-1	0-1" Range	12	
3108-2	293-341	54-815-003	796XRL-2	1-2" Range		
3108-3	293-342	54-815-004	796XRL-3	2-3" Range		
<b>Electronic Outside Micrometer with Graduated Thimble, Output, and IP65</b>						
3101-25E	293-330	54-815-001-1	795XRL-1	0-1" Range	12	
3101-50E	293-331	54-860-002	795XRL-2	1-2" Range		
3101-75E	293-332	54-860-003	795XRL-3	2-3" Range		
3101-100E	293-333	54-860-004	795XRL-4	3-4" Range		
<b>Outside Micrometer</b>						
3203-1A	103-260	52-240-101-1	T436.1XRL-1	0-1" Range	13	
3203-2A	103-262	52-240-102-1	T436.1XRL-2	1-2" Range		
3203-3A	103-217	52-240-003-1	T436.1XRL-3	2-3" Range		
3203-4A	103-218	52-240-004-1	T436.1XRL-4	3-4" Range		
<b>Outside Micrometer Sets</b>						
3203-33A	103-922	52-215-003-1	ST436.1AXRLZ	0-3" Set	13	
3203-44A	103-931	52-215-004-1	ST436.1BXRLZ	0-4" Set		
3203-66A	103-907-40	52-215-006-1	ST436.1CXRLZ	0-6" Set		
3203-126A	103-909	52-215-612-1	ST436DXRLZ	6-12" Set		
3203-1212A	103-908-40	52-215-012-1	ST436EXRLZ	0-12" Set		

INSIZE	MITUTOYO	FOWLER	STARRETT	Description	PG	PICTURE
<b>Outside Micrometer with Counter</b>						
3400-1	193-211	52-224-001	T216XRL-1	0-1" Range	12	
3400-2	193-212	52-224-002	T216XRL-2	1-2" Range		
3400-3	193-213	52-224-003	T216XRL-3	2-3" Range		
3400-4	193-214	52-224-004	T216XRL-4	3-4" Range		
<b>Dial Indicator with .001" Graduation</b>						
2307-1	2414S	52-520-110	25-441	1" Range	23	
2307-05	2506S	52-520-129	25-431	1/2" Range		
2307-2	2424S-19	52-520-120-0	25-2041	2" Range		
<b>Electronic Indicator .00005" Resolution with 3 Button Function</b>						
2112-101E	543-392	54-530-125-0	2900-1	1/2" Range	22	
2112-251E	543-472B	54-530-145-0	2900-1ME	1" Range		
2112-501E	543-496B	54-530-175-0	F2740AD	2" Range		
<b>Electronic Indicator .0005" Resolution with 3 Button Function</b>						2
2112-10E	543-402	54-530-125-0	2900-2	1/2" Range		
2112-25E	543-476B	54-530-145-0	2900-3	1" Range		
2112-50E	543-496B	54-530-175-0	F2740AD	2" Range		
<b>Dial Test Indicator with 1.181" Diameter Dial</b>						
2380-31	513-518	52-562-774	811-1PZ	.001" Graduation	25	
2380-35	513-442	52-568-005	3809A	.0005" Graduation		
2380-301	513-443	52-562-253	3808A	.0001" Graduation		
<b>Dial Test Indicator with 1.476" Diameter Dial</b>						25
2381-31	513-518	52-562-774	811-1PZ	.001" Graduation		
2381-35	513-442	52-568-005	3909A	.0005" Graduation		
2381-301	513-443	52-562-253	3908A	.0001" Graduation		
<b>Magnetic Base Indicator Holders</b>						
6200-60	7010S	52-585-200	657AA	132lb w/fine Adj	26	
6207-80A	7012-10	52-585-015	657T	176lb w/ Flex Post	27	
6224-40E	7019	52-585-095	660	Mini Articulates	27	
<b>Electronic Depth Gage</b>						
1141-150A	571-211-20	54-139-012	3753A-6/150	6" Depth	10	
1141-200A	571-212-20	54-137-008	3753A-8/200	8" Depth		
1141-300A	571-213-20	54-130-012	3753A-12/300	12" Depth		
<b>Electronic Height Gages</b>						
1150-300E	192-630-10	54-212-012	3752-12	12" Height	9	
1150-600E	192-632-10	54-212-024	3752-24	24" Height		
<b>Combination Square Set with Protractor Head</b>						
2278-180E	80-904U	370-012-0	C434-12-16R	12" Satin Chrome	32	