

DIGITAL LEVEL PART NO. ISE-2DT



- Color LCD, touch panel
- X-Y axis measurement
- Set the tolerance and the display is shown in different colors


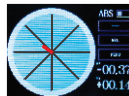


within the tolerance (green)



out of the tolerance (red)

- To show the incline with line or bubble



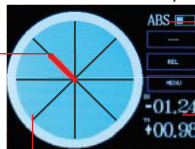
SPECIFICATION

Measuring range	±30°
Resolution	0.1°, 0.01°, 0.1mm/m(=0.001in/ft)
Accuracy	±0.03° (range 0~3°) ±0.05° (range >3°)
Power supply	rechargeable battery
Dimension	4.53×2.60×.98"
Weight	0.49lb



color LCD and touch panel

direction of incline




absolute/
incremental
angle of incline
mode

DATA
OUTPUT

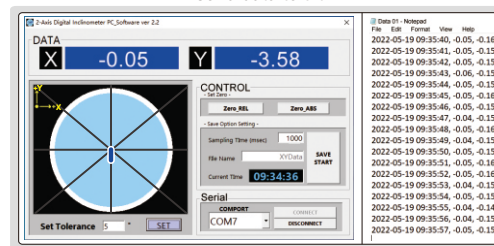


charging and data output



the bottom has 4 thread mounting holes

PC software (optional),
send data to txt



STANDARD DELIVERY

Main unit	1 pc
USB cable	1 pc

OPTIONAL ACCESSORY

Software	ISE-2DT-SOFTWARE
----------	------------------