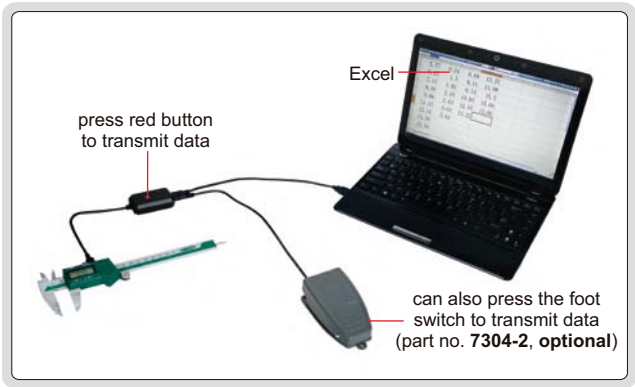










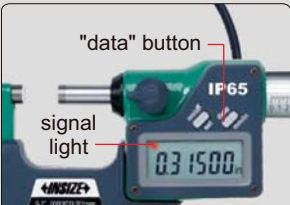

DATA OUTPUT CABLES (KEYBOARD FORMAT)














application
















7302-21

- Recognized as HID keyboard device by computer, no need to install drivers and softwares
- Data can be transmitted to Excel, Word, txt and other files (press transmit button, which is recognized by the computer as keyboard input data and press enter key, such as 1.34↵)
- For any softwares which can receive keyboard signal
- Optional accessory: foot switch (part no. 7304-2), hub (part no. 7324-HUB4, 7324-HUB7), extension cables (part no. 7325-ADD5, 7325-ADD10)

Part No.	Description	Plug	Connecting with measuring tool	Transmit data
7302-21	cable for digital calipers (length 120")			<ul style="list-style-type: none">▪ Press the button on the plug of cable, can also press the button of the transmit box, or press the foot switch▪ Data is transmitted once, the signal light of the transmit box flashes once
7302-22	cable for large digital calipers (length 100")			<ul style="list-style-type: none">▪ Press the button of the transmit box, or press the foot switch▪ Data is transmitted once, the signal light of the transmit box flashes once
7302-30	cable for digital micrometers (length 100")		<div><div></div><div></div></div> <p>for 3102, 3128, 3565 series digital micrometers</p>	<ul style="list-style-type: none">▪ Press the "data" button of digital micrometer, can also press the button of the transmit box, or press the foot switch▪ Data is transmitted once, the signal light of the transmit box flashes once, at the same time, the signal light on the digital micrometer flashes once
7302-31	cable for digital micrometers (length 100")		<div><div></div><div></div></div>	<ul style="list-style-type: none">▪ Press the "data" button of digital micrometer, can also press the button of the transmit box, or press the foot switch▪ Data is transmitted once, the signal light of the transmit box flashes once, at the same time, the signal light on the digital micrometer flashes once

Part No.	Description	Plug	Connecting with measuring tool	Transmit data
7302-50M	cable for digital gauges (length 100")			<ul style="list-style-type: none"> Press the button of the transmit box, or press the foot switch Data is transmitted once, the signal light of the transmit box flashes once
7302-40M	cable for digital indicators (length 100")		 <p>"DATA" button</p> <p>signal light</p> <p>for 2108, 2138, 2139 series digital indicators</p>	<ul style="list-style-type: none"> Press the "DATA" button of digital indicator, can also press the button of the transmit box, or press the foot switch Data is transmitted once, the signal light of the transmit box flashes once, at the same time, the signal light on digital indicator flashes once <p>Note: long press button to zero the digital indicators</p>
			 <p>for other digital indicators</p>	<ul style="list-style-type: none"> Press the button of the transmit box, or press the foot switch Data is transmitted once, the signal light of the transmit box flashes once <p>Note: long press button to zero the digital indicators</p>
7302-60	cable for high precision digital indicators (length 100")		 <p>"DATA" button</p>	<ul style="list-style-type: none"> Press the "DATA" button of high precision digital indicator, can also press the button of the transmit box, or press the foot switch Data is transmitted once, the signal light of the transmit box flashes once
7302-3350	cable for digital micrometers (length 100")		 <p>"DATA" button</p>	<ul style="list-style-type: none"> Press the "DATA" button of digital micrometer, can also press the button of the transmit box, or press the foot switch Data is transmitted once, the signal light of the transmit box flashes once
7302-1151	cable for digital height gauges (length 100")			<ul style="list-style-type: none"> Press the button of the transmit box, or press the foot switch Data is transmitted once, the signal light of the transmit box flashes once
7302-SPC7	cable for digital height gauges ((length 100"))			<ul style="list-style-type: none"> Press the button of the transmit box, or press the foot switch Data is transmitted once, the signal light of the transmit box flashes once

Part No.	Description	Plug	Connecting with measuring tool		Transmit data
7302-8001	cable for weighing scales (length 100")			back 	<ul style="list-style-type: none"> Press the “↕” button of electronic balance, can also press the button of the transmit box, or press the foot switch Data is transmitted once, the signal light of the transmit box flashes once
				back 	<ul style="list-style-type: none"> Press the button of the transmit box, or press the foot switch Data is transmitted once, the signal light of the transmit box flashes once
7302-8304	cable for electronic balances (length 120")			back 	<ul style="list-style-type: none"> Press the “☐” button of electronic balance, can also press the button of the box, or press the foot switch Data is transmitted once, the signal light of the transmit box flashes once
7302-9404	cable for air gauge displays (length 100")			back 	<ul style="list-style-type: none"> Press the “▶” button of air gauge display, can also press the button of the transmit box, or press the foot switch Data is transmitted once, the signal light of the transmit box flashes once
7302-LDM	cable for laser scan micrometers (length 120")				<ul style="list-style-type: none"> Press the button of the transmit box, or press the foot switch Data is transmitted once, the signal light of the transmit box flashes once