
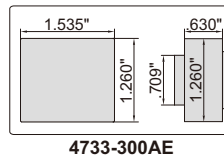


BENCH CENTERS

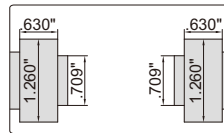


4733-300AE

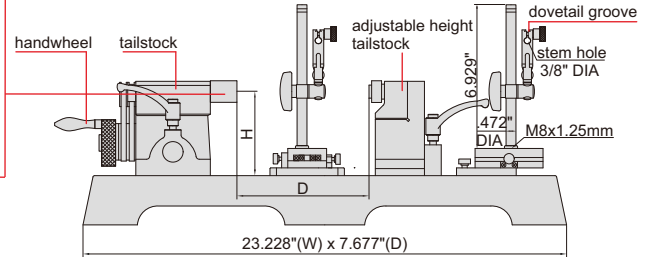
- Hardened cast-iron guide surface
- Quick moving is suitable for mass production inspection
- Adjustable height tailstock: 0-.590", suitable for inspecting workpieces with different diameters
- Optional accessory: dial test indicator



4733-300AE



4733-300BE



Part No.	Runout accuracy	Center height (H)	Distance between two centers (D)	Applicable diameter	Adjustable height	Remarks
4733-300AE	.00008"	3.543"	11.811"	.315"-2.362"DIA	0-.590"	with handwheel
4733-300BE	.00008"	3.543"	11.811"	.315"-2.362"DIA	0-.590"	without handwheel