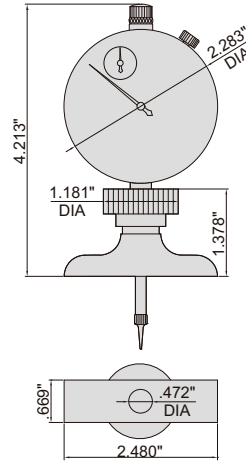


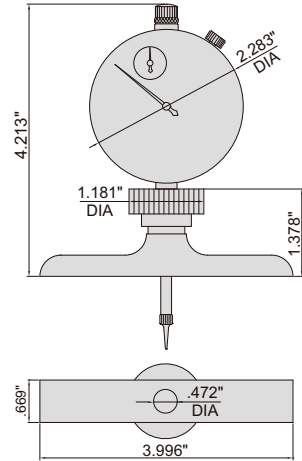
DIAL DEPTH GAGES



2341-2E2



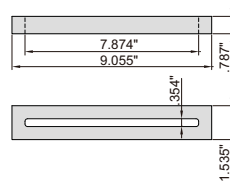
2341-2E1




2341-2E2



2141-10 (optional),
can be customized
according to workpieces

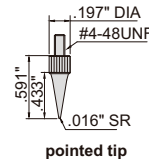


application

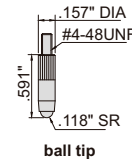


- Dial indicator graduation .001"
- Accuracy: $\pm .002$ "
- Stainless steel base
- Extension rods: 1" (1 pc), 2" (1 pc), 3" (1 pc), 4" (2 pcs)
- Supplied with pointed tip and ball tip

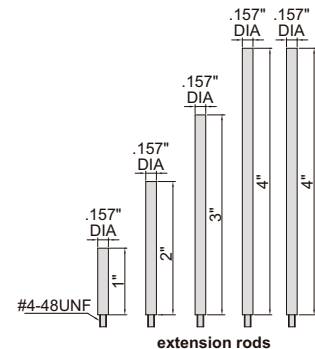
Part No.	Range	Dial indicator stroke	Base
2341-2E1	0-12"	1"	2.480 x .669"
2341-2E2	0-12"	1"	3.996 x .669"



pointed tip



ball tip



extension rods