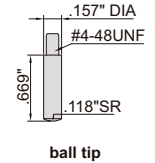
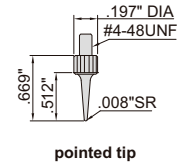
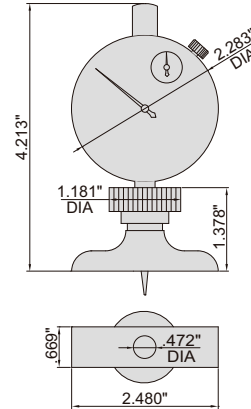


DIAL DEPTH GAGE



2341-E1



- Stainless steel base
- Supplied with pointed tip and ball tip

Part No.	Range	Dial indicator stroke	Dial indicator graduation	Accuracy
2341-E1	0-1.2"	.5"	.001"	±.0012"