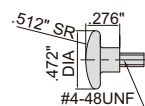
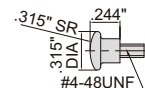
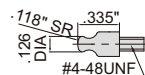
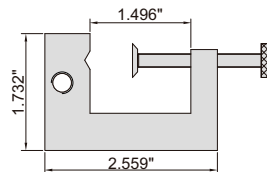


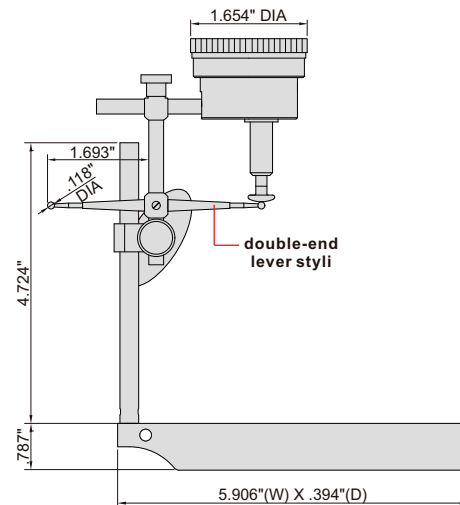
# BACK PLUNGER TYPE DIAL INDICATOR SET



points



G clamp



application



Part No.	Range*	Graduation	Accuracy	Range/rev	Dial reading
2224-02	.2"	.001"	±.001"	.1"	0-100

\*When using double-end lever styli, the range is .1"