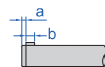
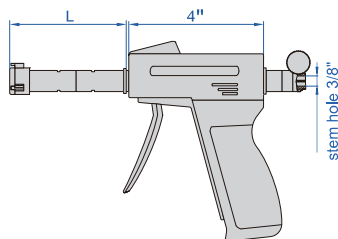
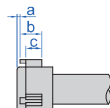


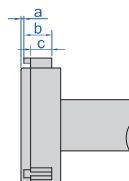
PISTOL GRIP THREE POINTS BORE GAUGES



type A
.275"-.5", steel
measuring points



type B
.5"-2", carbide
measuring points



type C
2-12", carbide
measuring points



2124-E035

digital indicator
is optional



2124-E1

digital indicator
is optional




2124-E5

digital indicator
is optional

- Optional accessory:
digital indicators (part no. **2103-10FE**,
resolution .00005"/0.001mm),
setting rings (part no. **6313**)

Individual

Part No.	Range	Type	Accuracy (without digital indicator)	Setting ring	Extension rod	L	a	b	c
2124-E035 *	.275-.35"	A	.00015"	.275" DIA (included)	4" (included)	2"	.059"	.098"	—
2124-E0425 *	.35-.425"	A	.00015"	.35" DIA (included)	4" (included)	2"	.059"	.098"	—
2124-E05 *	.425-.5"	A	.00015"	.5" DIA (included)	4" (included)	2"	.059"	.098"	—
2124-E065 *	.5-.65"	B	.00015"	.65" DIA (included)	6" (included)	2.6"	.020"	.236"	.177"
2124-E08 *	.65-.8"	B	.00015"	.65" DIA (included)	6" (included)	2.6"	.020"	.236"	.177"
2124-E1 *	.8-1"	B	.00015"	1" DIA (included)	6" (included)	3.64"	.020"	.315"	.236"
2124-E112 *	1-1.2"	B	.00015"	1" DIA (included)	6" (included)	3.64"	.020"	.315"	.236"
2124-E16 *	1.2-1.6"	B	.00015"	1.6" DIA (included)	6" (included)	3.88"	.020"	.551"	.472"
2124-E2 *	1.6-2"	B	.00020"	1.6" DIA (included)	6" (included)	3.88"	.020"	.551"	.472"
2124-E25 *	2-2.5"	C	.00020"	2.5" DIA (included)	6" (included)	4.41"	.020"	.689"	.571"
2124-E3 *	2.5-3"	C	.00020"	2.5" DIA (included)	6" (included)	4.41"	.020"	.689"	.571"
2124-E35 *	3-3.5"	C	.00020"	3.5" DIA (included)	6" (included)	4.41"	.020"	.689"	.571"
2124-E4 *	3.5-4"	C	.00020"	3.5" DIA (included)	6" (included)	4.41"	.020"	.689"	.571"
2124-E5 *	4-5"	C	.00025"	optional	6" (included)	5.51"	.035"	1.142"	.984"
2124-E6 *	5-6"	C	.00025"	optional	6" (included)	5.51"	.035"	1.142"	.984"
2124-E7 *	6-7"	C	.00030"	optional	6" (included)	5.51"	.035"	1.142"	.984"
2124-E8 *	7-8"	C	.00030"	optional	6" (included)	5.51"	.035"	1.142"	.984"
2124-E9	8-9"	C	.00035"	optional	6" (included)	5.51"	.035"	1.142"	.984"
2124-E10	9-10"	C	.00035"	optional	6" (included)	5.51"	.035"	1.142"	.984"
2124-E11	10-11"	C	.00035"	optional	6" (included)	5.51"	.035"	1.142"	.984"
2124-E12	11-12"	C	.00035"	optional	6" (included)	5.51"	.035"	1.142"	.984"



2124- E24

Set

Part No.	Range	Probes included	Setting ring (included)	Extension rod (included)	Remark
2124-E053*	.275-.5"	.275-.35", .35-.425", .425-.5"	.275" DIA, .35" DIA, .5" DIA	4"	includes 1 handle
2124-E082*	.5-.8"	.5-.65", .65-.8"	.65" DIA	6"	includes 1 handle
2124-E24*	.8-2"	.8-1", 1-1.2", 1.2-1.6", 1.6-2"	1" DIA, 1.6" DIA	6"	includes 2 handles
2124-E44*	2-4"	2-2.5", 2.5-3", 3-3.5", 3.5-4"	2.5" DIA, 3.5" DIA	6"	includes 1 handle

* Supplied with manufacturer inspection certificate