

DIGITAL BACK-JAW EDGE TO CENTER CALIPER

DATA
OUTPUT

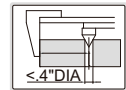
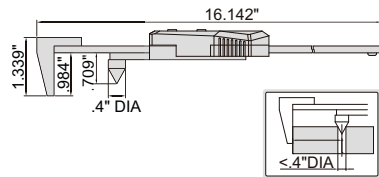
- Measure edge to hole center distance
- Resolution .0005"/0.01mm
- Buttons: on/off, set, inch/mm, preset (+, -)
- Automatic power off, move the digital unit to turn on power
- Battery CR2032
- Made of stainless steel

With data interface (data output cable part no. 7315-21, 7302-21, optional)

Part No.	Range	Accuracy
1524-300E	.2-12"/5.5-300mm	±.0040"




1524-300E



Built-in wireless (receiver part no. 7315-2/3/6/7/8 is required)

Part No.	Range	Accuracy
1524-300EWL	.2-12"/5.5-300mm	±.0040"

preset buttons



back-jaw

