

# DIGITAL OFFSET CENTERLINE CALIPERS

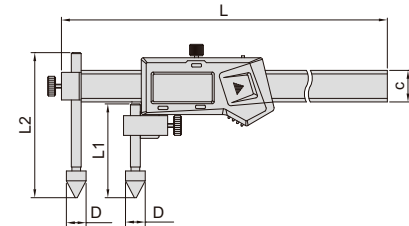

DATA  
OUTPUT



1192-300AE

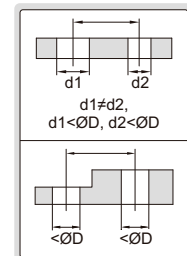
- Measure hole center distance in the same or offset planes
- Resolution: .0005"/0.01mm
- Buttons: on/off, set, inch/mm, preset (+, -)
- Automatic power off, move the digital unit to turn on power
- Battery CR2032
- Made of stainless steel

preset buttons



## With data interface

Part No.	Range	Accuracy	c	D (DIA)	L1	L2	L	Data output cable (optional)
1192-150AE	.4-6"/10-150mm	±.0020"	.630"	.4"	1.811"	3.110"	9.291"	7315-21, 7302-21
1192-200AE	.4-8"/10-200mm	±.0030"	.630"	.4"	1.811"	3.110"	11.260"	7315-21, 7302-21
1192-300AE	.4-12"/10.5-300mm	±.0035"	.630"	.4"	1.811"	3.110"	15.591"	7315-21, 7302-21
1192-500AE	.8-20"/20.5-500mm	±.0035"	.945"	.8"	2.047"	4.409"	28.543"	7315-22, 7302-22
1192-1000AE	1.2-40"/30.5-1000mm	±.0040"	1.220"	1.2"	2.047"	4.409"	49.409"	7315-22, 7302-22
1192-1500AE	1.2-60"/30.5-1500mm	±.0060"	1.220"	1.2"	2.952"	4.724"	69.291"	7315-22, 7302-22



## Built-in wireless (receiver part no. 7315-2/3/6/7/8 is required)

Part No.	Range	Accuracy	c	D (DIA)	L1	L2	L
1192-150AEWL	.4-6"/10-150mm	±.0020"	.630"	.4"	1.811"	3.110"	9.291"
1192-200AEWL	.4-8"/10-200mm	±.0030"	.630"	.4"	1.811"	3.110"	11.260"
1192-300AEWL	.4-12"/10.5-300mm	±.0035"	.630"	.4"	1.811"	3.110"	15.591"
1192-500AEWL	.8-20"/20.5-500mm	±.0035"	.945"	.8"	2.047"	4.409"	28.543"