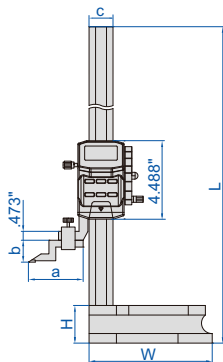
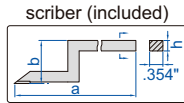


POPULAR  
MODEL



1156-300E



front

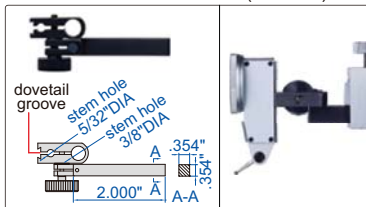


side

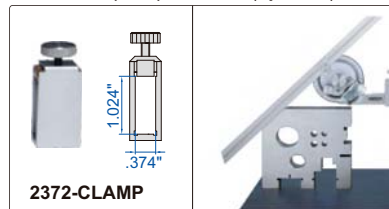
1156-1000E

- Non waterproof
- Resolution .0005"/0.01mm
- Buttons: on/off, zero, inch/mm, preset +, preset -, ABS/INC
- Automatic power off, move the digital unit to turn on power
- Carbide tipped scribe
- Made of stainless steel
- Battery CR2032, data output
- Supplied with dust cover
- With dial test indicator holder
- Optional accessory: data output cable (part no. **7302-22** page 12), wireless data transmission (transmitter part no. **7315-22** receiver is needed page 4), clamp for protractors (part no. **2372-CLAMP**)

dial test indicator holder (included)



clamp for protractors (optional)



Part No.	Range	Accuracy	L	W	H	a	b	c	h
1156-300E*	0-12"/0-300mm	±.0015"	20.276"	7.087"	2.165"	3.150"	1.181"	1.378"	.354"
1156-600E*	0-24"/0-600mm	±.0020"	32.087"	7.087"	2.165"	3.150"	1.181"	1.378"	.354"
1156-1000E*	0-40"/0-1000mm	±.0030"	48.031"	10.433"	2.756"	3.622"	1.890"	1.575"	.472"

\*Supplied with manufacturer inspection certificate